

# 8 Tips to Maximize Your E-rate Dollars

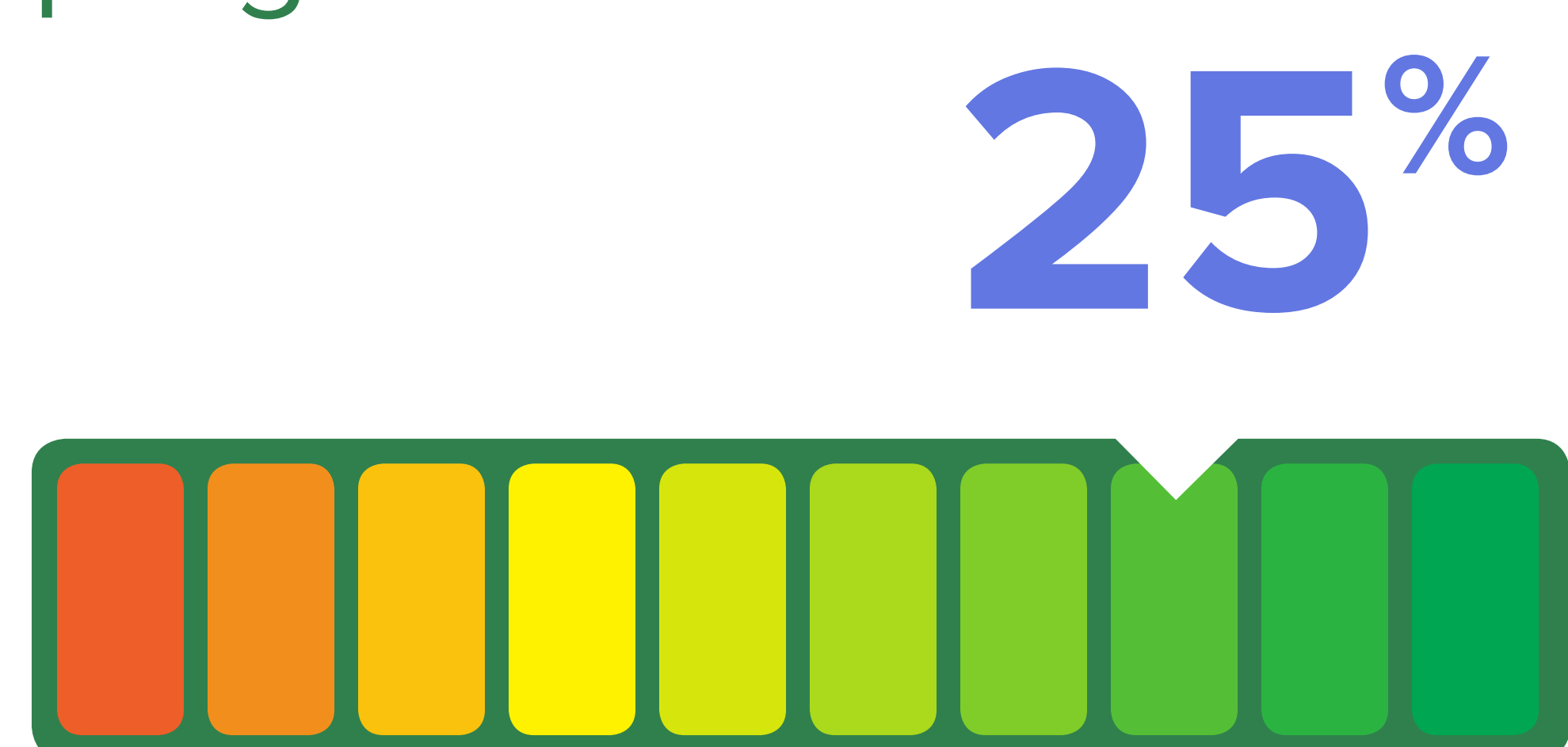


For two decades, E-rate funds have made technology more affordable for schools and libraries across the U.S. Here are 8 tips for a successful E-rate season.

**1** **NEARLY \$4B** is available for funding year 2019




Yet applications have declined since 2016. Make sure to take advantage of the E-rate program



**2** **CREATE A TECHNOLOGY VISION** for your school or library

Develop a plan that considers the big picture and all of your technology needs



**3** Assess **RESOURCES** and **DECIDE WHO** will manage your application

**56%**

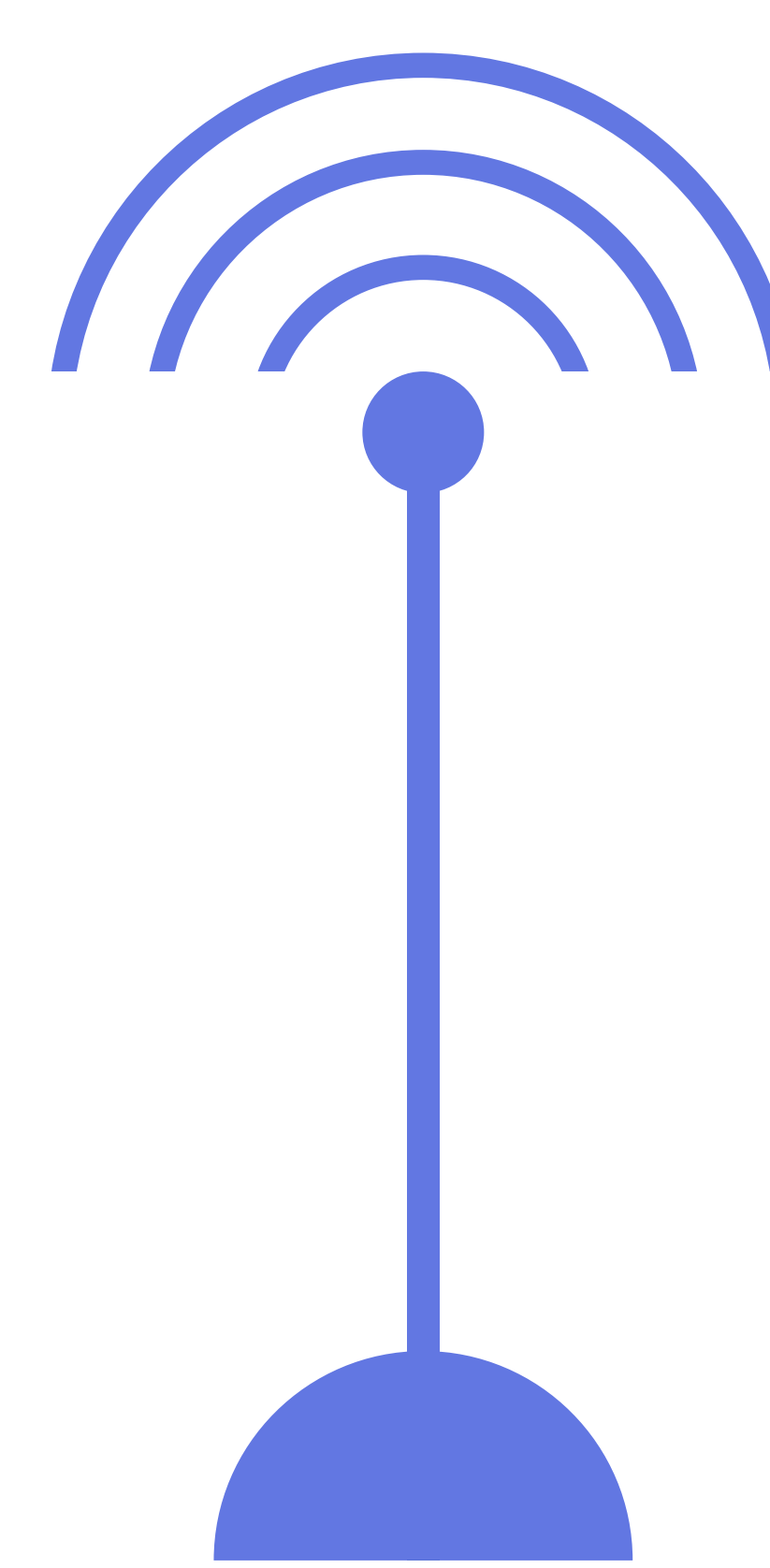
of schools and libraries brought in outside consultants in 2017



**4** **DETERMINE** needs and **PRIORITIZE**



**44%** of applicants say their Wi-Fi network is four years old



**50%** of applicants say they will need to upgrade Wi-Fi in 1-3 years

**5** **KNOW** the E-rate Productivity Center (EPC) and **DEADLINES**

**44%** of applicants admit to struggling with the EPC



**6** Adhere to the **COMPETITIVE BIDDING** process

Make sure to fill out the application with enough time for bidding process



days of open bidding

**7** **IDENTIFY** other funding **SOURCES**

**84%**

of applicants report that E-rate funds are not sufficient to meet their needs



**8** Manage the process **YEAR ROUND**

Manage deadlines and document work to stay ahead of the game and keep E-rate funds flowing



To learn more about E-rate, visit [meraki.com/erate](http://meraki.com/erate)

 Meraki